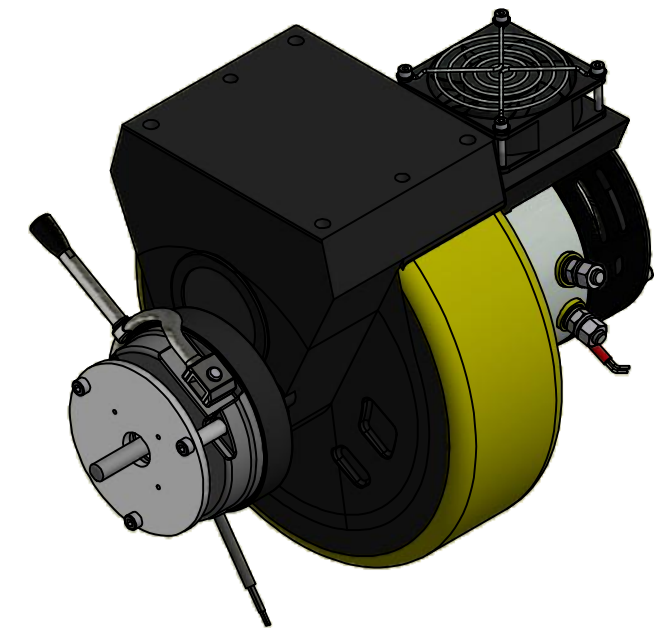

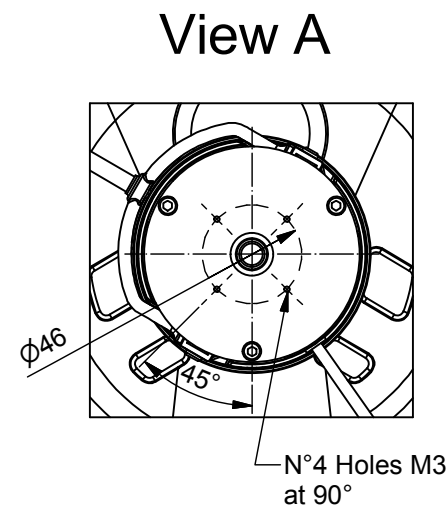
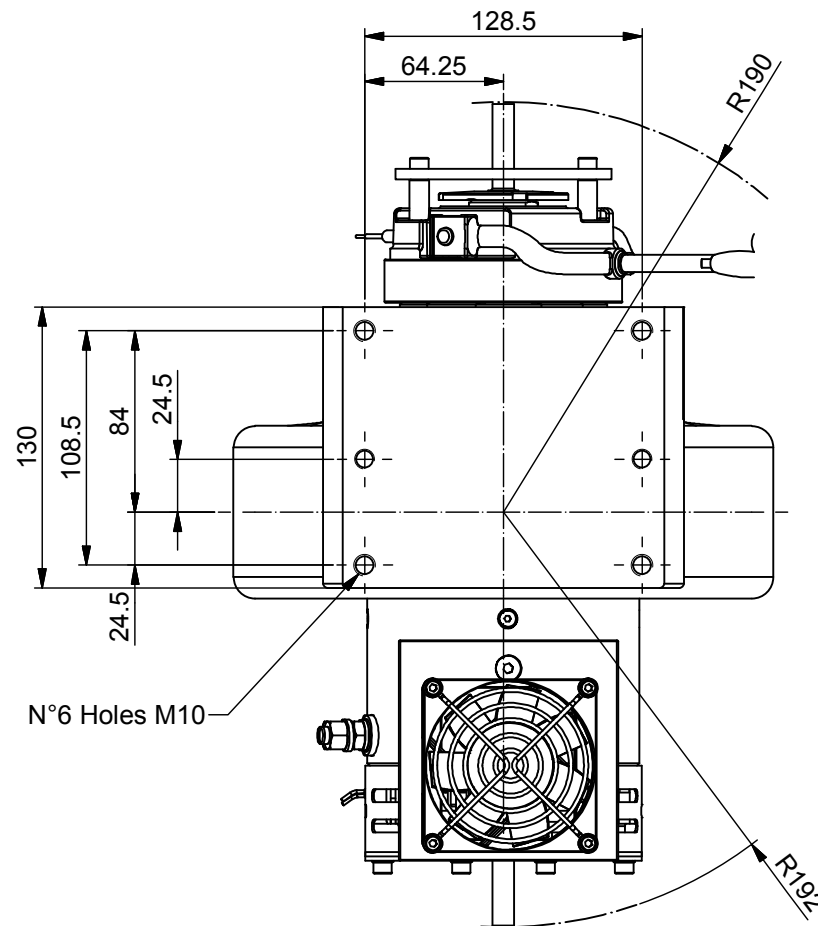


Traction motor data		
Type : Permanent Magnet Motor		
Power (S2 - 60 min)	W	1000
Battery voltage	V	48
Speed	Rpm	2200
Current	A	30
Torque	Nm	4.3
Enclosure	IP	20

Traction gear data		
Gear ratio	i	1:34,56
Max accel. and braking torque	Nm	280
Nominal wheel torque	Nm	125
Max load on vulkollan wheel	Kg	-
Max load on poliurethan wheel	Kg	900
Max load on solid rubber wheel	Kg	-
Brake torque	Nm	8
Lubrication		Grease



<b>Total Weight</b>	Kg	36
---------------------	----	----

Rev.	Description	Date	Signature
C			
B			
A			

Data :	19/05/2020	Scala :	1 : 3.5	<b>A3</b>
Date :		Scale :		
Dis :	A.A.			
Drawn :				