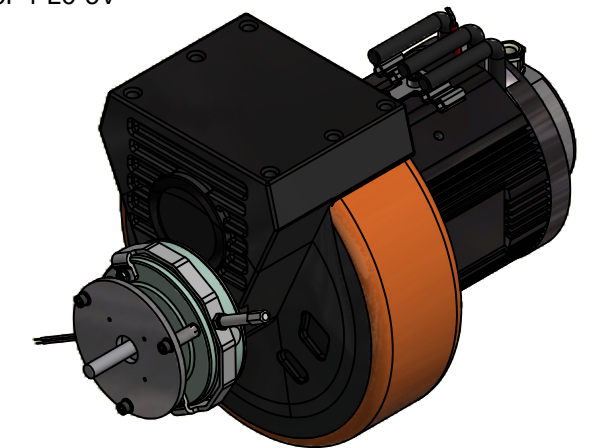
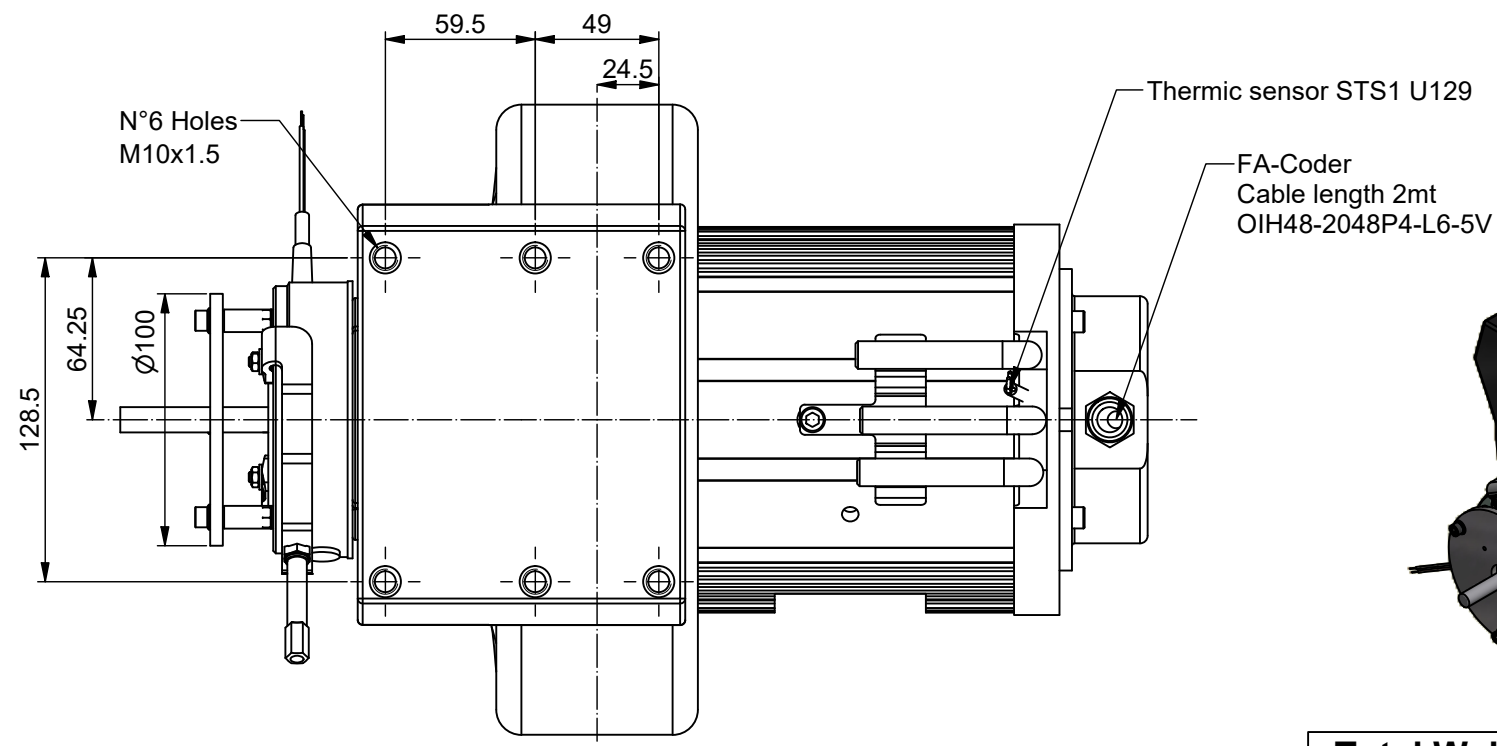
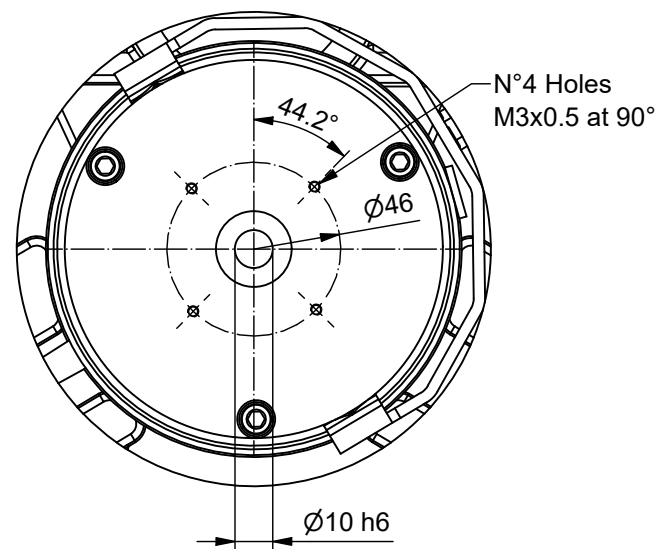


Traction motor data		
Type : BR Brushless		
Curve		
Power	W	1500
Battery voltage	V	48
Speed	Rpm	3000
Frequency	Hz	77
Torque	Nm	4.8
Enclosure	IP	54
PMAC motor type	BRE135 - 50	

Traction gear data		
Gear ratio	i	1:34.57
Max accel. and braking torque	Nm	280
Nominal wheel torque	Nm	132
Max load on vulkollan wheel	Kg	1000
Max load on poliurethan wheel	Kg	
Max load on solid rubber wheel	Kg	
Brake torque	Nm	10
Lubrication	Grease	

View A
Scale (1 : 2)



Total Weight	Kg	40
---------------------	----	----

C			
B			
A			
Rev.	Description	Date	Signature

Data :	05/02/2021	Scala :	1 : 3	A3
Date :		Scale :		
Dis :	A.Ar.			
Drawn :				