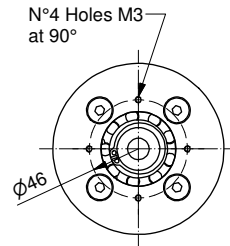
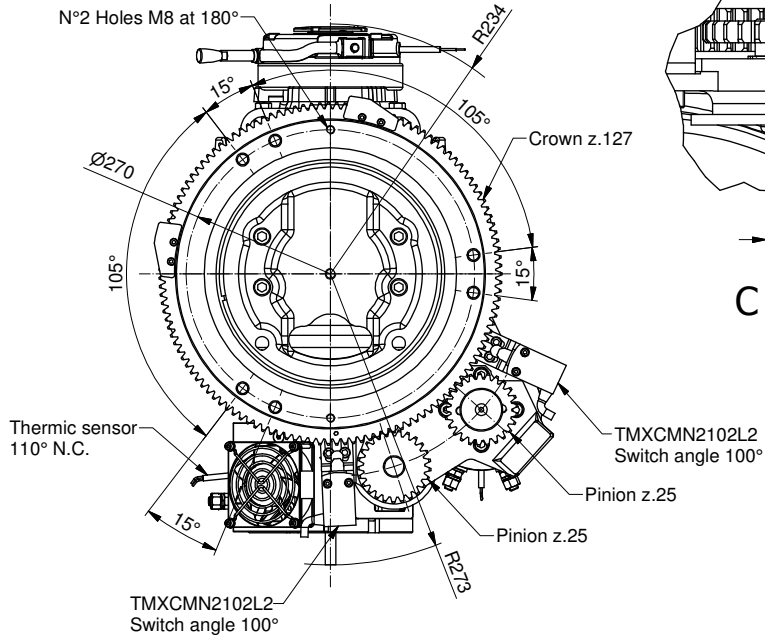
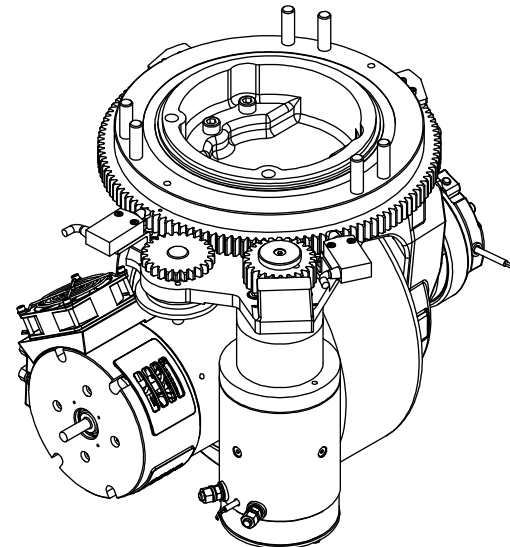
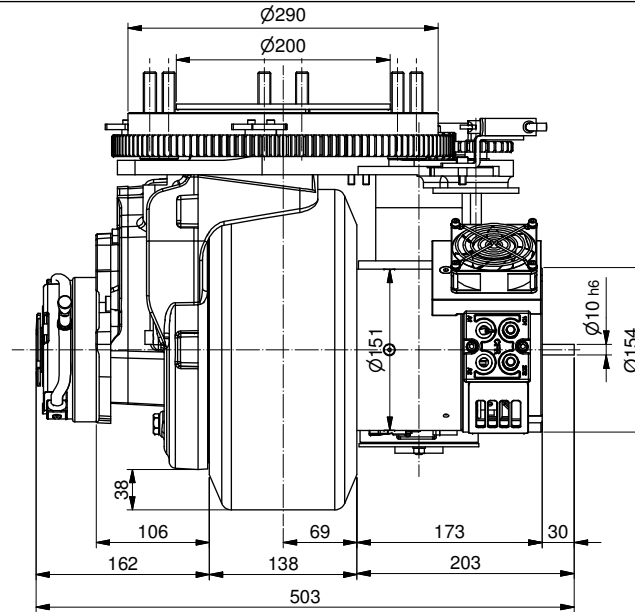
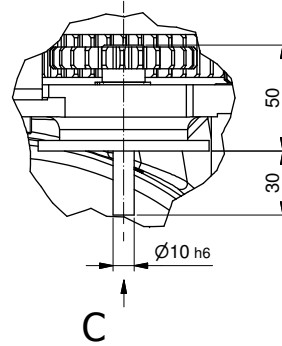


View C



Det. B



Traction motor data		
Type : Permanent Magnet Motor		
Power (S2 - 60 min)	W	2200
Battery voltage	V	48
Speed	Rpm	1400
Current	A	58
Torque	Nm	15
Enclosure	IP	20

Traction gear data		
Gear ratio	i	1:29.3
Max accel. and braking torque	Nm	600
Nominal wheel torque	Nm	330
Max load on vullkollan wheel	Kg	1800
Max load on poliurethan wheel	Kg	1800
Max load on solid rubber wheel	Kg	1100
Brake torque	Nm	16
Lubrication		Oil

Steering gearmotor data		
Type : Permanent Magnet Motor		
Power (S2 - 60 min)	W	400
Battery voltage	V	48
Motor Speed	Rpm	2500
Current	A	12
Motor torque	Nm	1.5
Gear ratio	i	1:45.56
Gear Output Torque	Nm	51.3
Enclosure	IP	20
Lubrication		Grease

Total Weight		
	Kg	95

Data :	16/10/2018	Scala :	1 : 5	A3
Date :		Scale :		
Dis :	R.P.			
Drawn :				