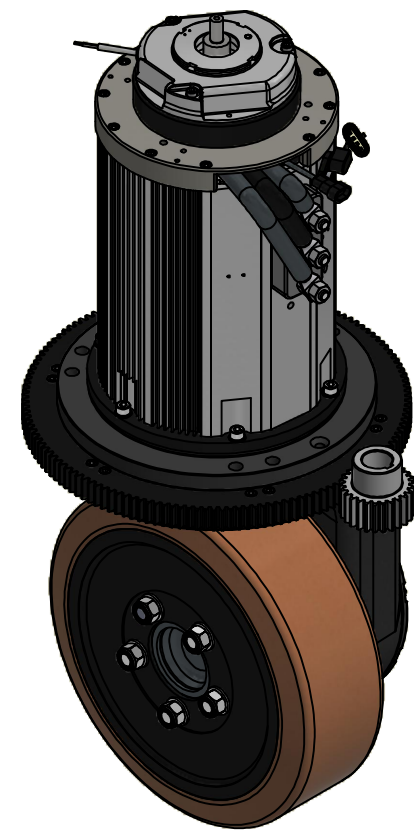
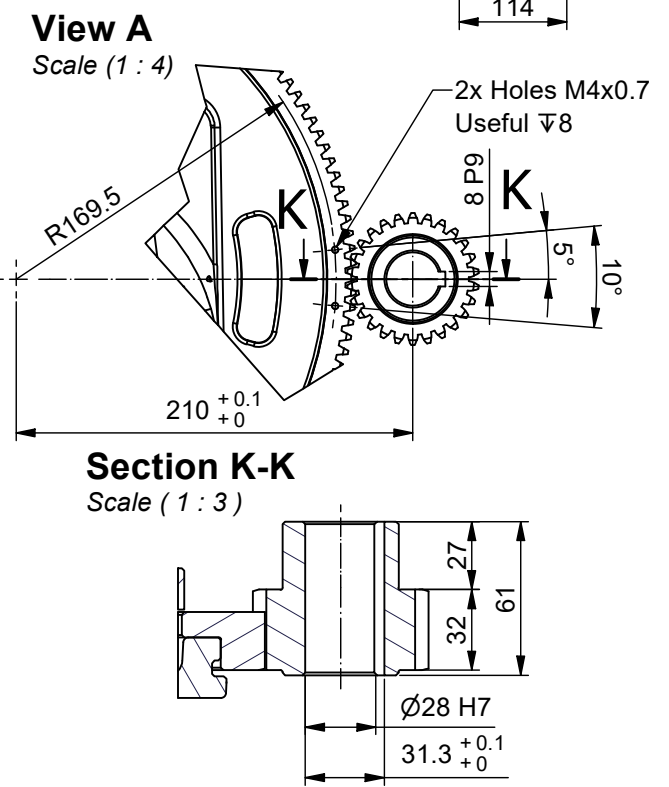
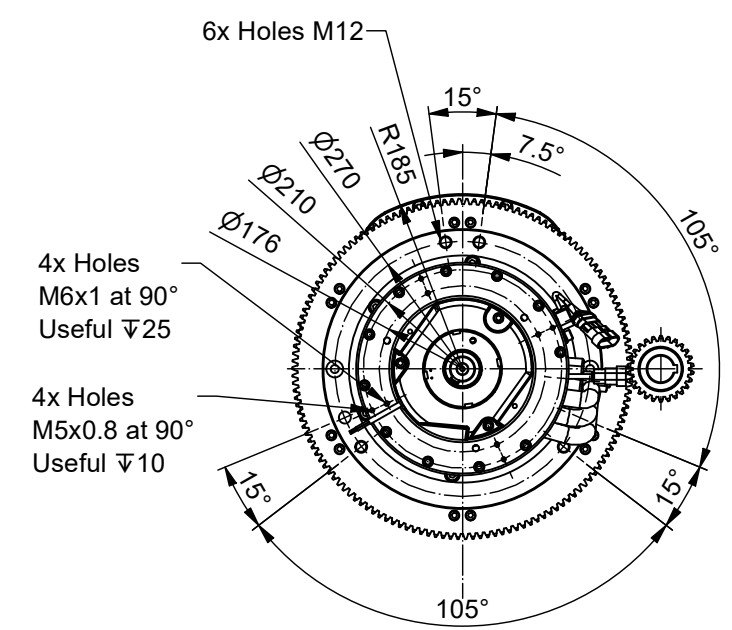


Traction motor data			
Type : AC Asynchronous			
Curve			
Power S2=60min	W	6000	
Motor voltage (~3)	V	27	
Battery voltage	V	48	
Speed	Rpm	2900	
Frequency	Hz	100	
Current	A	167	
Torque	Nm	19.75	
Enclosure	IP	20	
AC motor type	AME200 - 160 - 4		

Traction gear data		
Gear ratio	i	1:25.6
Max accel. and braking torque	Nm	1400
Nominal wheel torque	Nm	455
Max load on vulkollan wheel	Kg	2600
Max load on poliurethan wheel	Kg	-
Max load on solid rubber wheel	Kg	-
Brake torque	Nm	32
Lubrication	Oil	



Do not use Loctite  
Non usare Loctite

Screws M12 class 8.8 tightening torque : 95 Nm  
Coppia di serraggio viti M12 classe 8.8 : 95 Nm

Screws M8 class 8.8 tightening torque : 22 Nm  
Coppia di serraggio viti M8 classe 8.8 : 22 Nm

<b>Total Weight</b>	Kg	147
---------------------	----	-----

Rev.	Description	Date	Signature
C			
B			
A			

Data :	14/06/2021	Scala :	1 : 8	<b>A3</b>
Date :		Scale :		
Dis :	A.Ar.			
Drawn :				